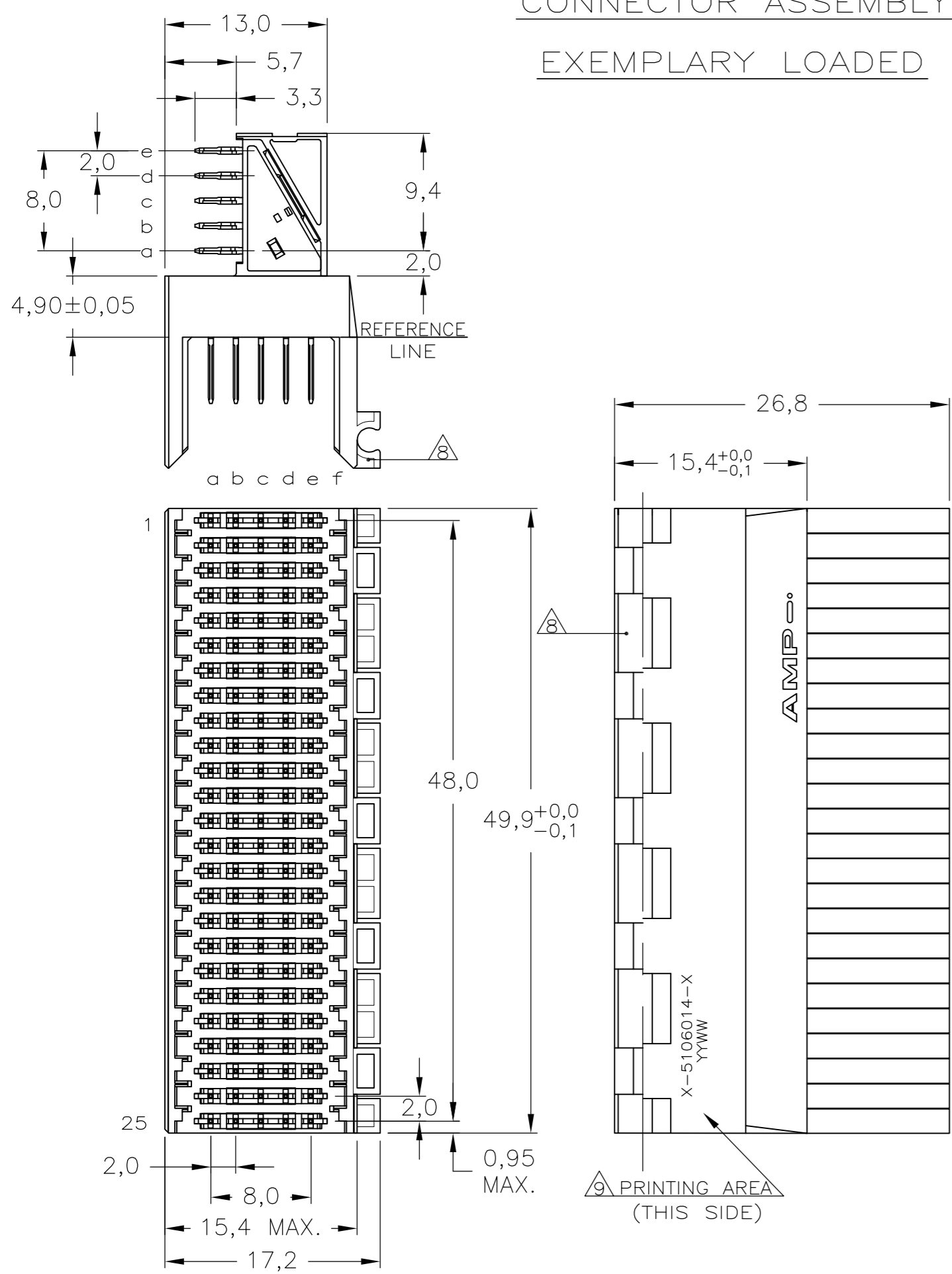
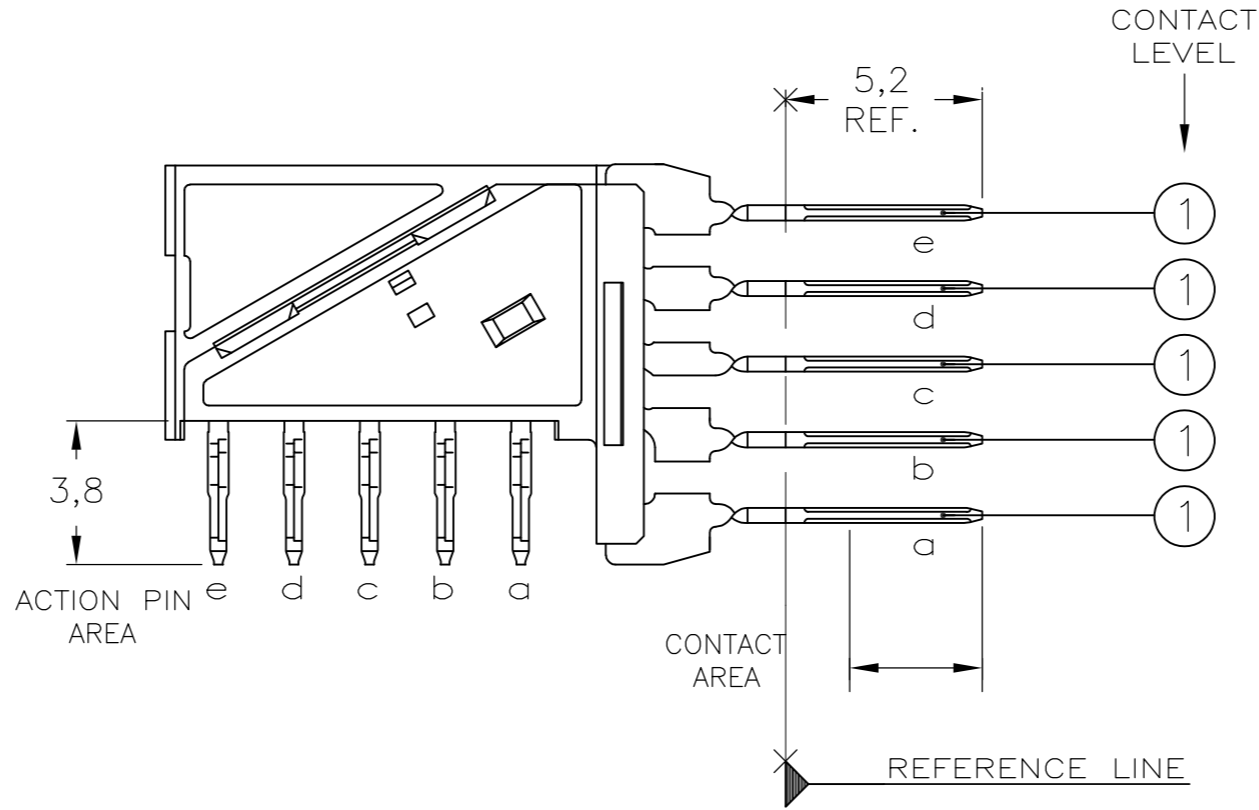


THIS DRAWING IS UNPUBLISHED. RELEASED FOR PUBLICATION  
 © COPYRIGHT - By - ALL RIGHTS RESERVED.

### CONNECTOR ASSEMBLY EXEMPLARY LOADED

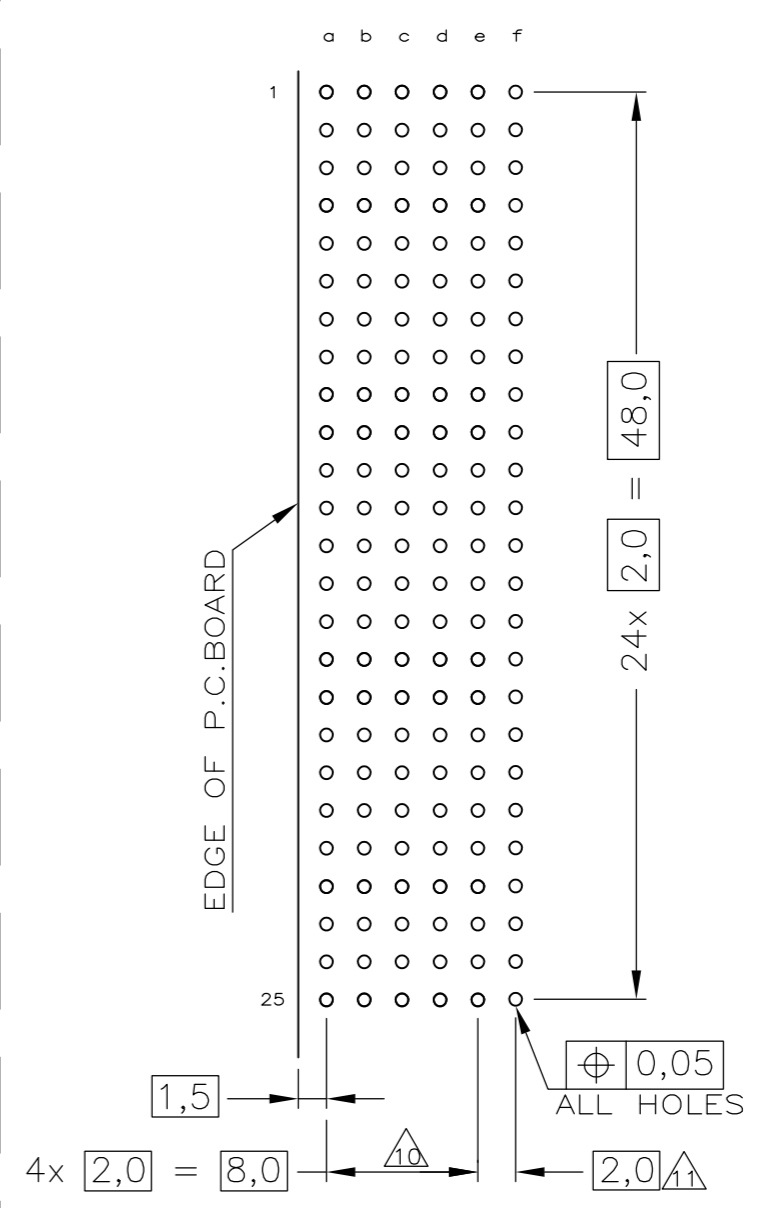


### CONTACT DIMENSIONS



LOC	DIST	REVISIONS			
P	LTR	DESCRIPTION	DATE	DWN	APVD
	E	REVISED PER ECR-15-003280	14MAR2015	F.L	F.Y

### RECOMMENDED PCB-HOLE LAY-OUT COMPONENT SIDE SHOWN



### CONTACT LAYOUT

	a	b	c	d	e
1	1	1	1	1	1
2	1	1	1	1	1
3	1	1	1	1	1
4	1	1	1	1	1
5	1	1	1	1	1
6	1	1	1	1	1
7	1	1	1	1	1
8	1	1	1	1	1
9	1	1	1	1	1
10	1	1	1	1	1
11	1	1	1	1	1
12	1	1	1	1	1
13	1	1	1	1	1
14	1	1	1	1	1
15	1	1	1	1	1
16	1	1	1	1	1
17	1	1	1	1	1
18	1	1	1	1	1
19	1	1	1	1	1
20	1	1	1	1	1
21	1	1	1	1	1
22	1	1	1	1	1
23	1	1	1	1	1
24	1	1	1	1	1
25	1	1	1	1	1

P.C.B. HOLE DIM. ACTION PIN  
FOR DETAILS SEE  
APPLICATION SPECIFICATION

- NOTES:
- 1 MATERIAL HOUSING : GREY GLASSFILLED POLYESTER  
UL-RATING V0  
CONTACT : PHOSPHORBRONZE
  - 2 GENERAL PLATING SPECIFICATION: UNDERPLATING (ENTIRE CONTACT): 1,27µm NICKEL MIN.  
AND ACTION PIN: 0,5µm TIN MIN.  
FOR PLATING OF MATING SURFACES SEE APPLICABLE SPECIFICATION REFERENCE FOR EACH DASH NUMBER.
  - 3 CONFORMS TO ALL TESTING ACCORDING IEC 61076-4-101 PERFORMANCE LEVEL 2.
  - 4 CONFORMS TO ALL TESTING ACCORDING IEC 61076-4-101 PERFORMANCE LEVEL 1.
  - 5 CONNECTOR TESTED AND QUALIFIED AGAINST TELCORDIA GR-1217-CORE QUALITY LEVEL III,  
CENTRAL OFFICE APPLICATIONS.
  - 6 CONNECTOR TESTED AND QUALIFIED AGAINST TELCORDIA GR-1217-CORE QUALITY LEVEL III,  
UNCONTROLLED ENVIRONMENT APPLICATIONS.
  - 7 CONNECTOR LUBRICATED WITH TELCORDIA GR-1217-CORE APPROVED LUBRICANT.
  - 8 CONNECTOR ASSEMBLY WITH LATCH HINGE FOR CABLE CONNECTOR.
  - 9 CONNECTOR MARKED WITH PARTNUMBER AND DATECODE
  - 10 PLATED-THROUGH HOLES AT 2x2mm SQUARE GRID.
  - 11 HOLES IN ROW f FOR POSSIBLE FUTURE USE OF  
GROUND RETURN SHIELDS. (NOT YET TOOLED)
  - 12 OBSOLETE PARTS: OBSOLETE CIS STREAMLINING PER D.RENAUD/D.SINISI
  - 13 0.76µm MIN. GOLD PLATING AT MATING SURFACE

THIS DRAWING IS A CONTROLLED DOCUMENT.		DWN K.N.KIRAN 12AUG2004	TE Connectivity	
DIMENSIONS: mm	TOLERANCES UNLESS OTHERWISE SPECIFIED: 0-PLC ± 1-PLC ± 2-PLC ± ±0.2 3-PLC ± 4-PLC ± ANGLES ± FINISH	CHK B.MOOIJ 23SEP2004	Z-PACK 2mm HM TYPE B 125 POS. RIGHT ANGLE MALE CONNECTOR ASSEMBLY	
MATERIAL		APVD B.MOOIJ 23SEP2004	NAME	RESTRICTED TO
		PRODUCT SPEC 108-19082	SIZE	
		APPLICATION SPEC 114-19029	CAGE CODE	
		WEIGHT	DRAWING NO	
			A2 00779	
		CUSTOMER DRAWING	SCALE	
			5:1	
			SHEET	
			1 OF 1	
			REV	
			E	